


Stop



Yield the right-of-way



Shows driving regulations



Explains lane use



School zone signs are fluorescent yellow-green



Tells about motorist services



Shows a permitted action



Shows an action that is not permitted



Warns of hazards ahead



Warns of construction zones



Railway crossing



Shows distance and direction



Stop completely - continue only when safe



Give the right-of-way to other vehicles and crossing pedestrians



The maximum legal speed when the road is bare and dry and visibility is good



Indicates a lower speed limit ahead



Stay off this road during major disasters - road may be used only by emergency vehicles



Do not go this way - usually mounted on exit ramps



One way - gives direction of traffic on cross street



Winter tires or chains must be used when sign is displayed



Do not enter



Move into right lane if driving slower than regular traffic



Keep right unless passing



Do not pass



Two-way traffic - keep right unless passing



Passing lane ahead



Keep right of the divider



No stopping between here and the next no-stopping sign



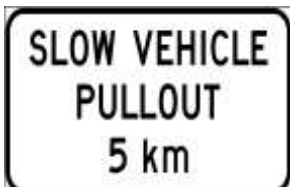
No stopping during posted times between here and the next sign



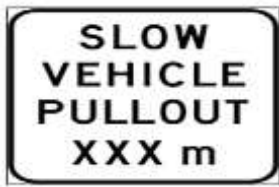
No bicycle riding beyond this point



No right turn on red light



Slow vehicles to use pullouts for the next stated distance




Slow vehicle pullout stated meters ahead



Slow vehicle pullout



Slow traffic delaying 5 vehicles must use pullout



Slow traffic delaying vehicles use pullouts



Pedestrian activated crosswalk — prepare to stop if the light is flashing



Pedestrian crosswalk — yield to people crossing



School crosswalk — yield to pedestrians — if there is a crossing guard, follow directions



School zone — reduce speed when children are present



Playground nearby — be prepared to slow down



Playground zone — 30 km/h limit is in effect every day from dawn to dusk



School zone — 50 km/h limit is in effect from 8 a.m. to 5 p.m. on school days when children are on the roadway or shoulder



School zone — if the tab underneath only indicates the speed limit, that limit is in effect from 8 a.m. to 5 p.m. on school days



School zone — the tab underneath indicates the speed limit and the hours that it is in effect (in this case, the 30 km/h limit is in effect from 8 a.m. to 5 p.m. on school days)



Turn left only



Continue straight only



Go through or turn left



Go through or turn right



Vehicles from both directions must turn left, no through traffic allowed



Vehicles in both these lanes must turn left



Left turn only



Go straight only — no turns



Turn right or left only



No right turns during posted times



Time-limited parking during posted times



Do not park here



Parking is not allowed during posted times



Parking only for vehicles displaying the disabled parking sign and carrying a person with disabilities



Only buses in this lane



Only buses and HOVs in this lane — may show how many people must be in the HOV



Curb lane of cross street ahead is a reserved lane



Winding road ahead



Hidden side road ahead





Sharp curve ahead — slow to advisory speed shown



Curve ahead — slow down



Merging traffic ahead



Road merges with another road — added lane to the right ahead



Right lane ends ahead



Divided highway ends ahead — keep right



Two-way traffic ahead



Road narrows ahead



Narrow structure ahead — often a bridge



Bump or rough road ahead



Road may be slippery ahead



Steep hill ahead — slow down



Stop sign ahead



Roundabout ahead



Signal lights ahead



Signal lights ahead — prepare to stop when lights are flashing



Pedestrian crosswalk ahead



School crosswalk ahead — this sign is fluorescent yellow-green



School bus stop ahead



Cyclists may be on roadway



Fire truck entrance ahead



Truck crossing ahead



Highway or freeway exit — slow to advisory speed shown



Pavement ends ahead



Hazard or danger ahead - turn right or left



Watch for deer ahead



Opening bridge ahead



Watch for rocks on the road ahead



Tunnel ahead



Remove sunglasses



Snow shed ahead



Use headlights ahead



Obstruction — keep right or left



Obstruction — keep right



Obstruction — keep left



Detour ahead



Soft shoulder ahead — stay off



Construction ahead



Traffic-control person ahead



Crew working — obey posted speed limit



Survey crew — obey posted speed limit



End of construction zone speed limit



Follow the lighted arrow




Fine notice for speeding in a work zone



Blasting ahead — follow instructions on sign



Destination sign — distances are in kilometres



Directional sign



Trans-Canada Highway route marker



Primary highway marker sign



Hospital nearby



Gas available ahead



Accommodation ahead



Travel information ahead



Railway crossing ahead — be prepared to stop



Railway crossing on side road ahead — be prepared to stop